

A&GEL INSIDER: ISSUE 2

Dispute Resolution Use Cases • Tips for Prompting

19 March 2026

A&GEL DEVELOPMENT TEAM



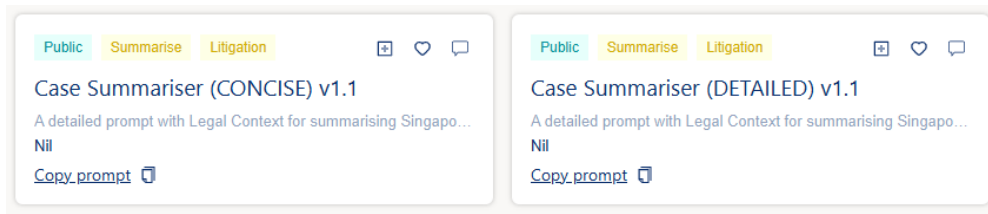
Dear Preview Users,

A&GEL Insider Issue 2 – Dispute Resolution Use Cases

1. Dispute Resolution Use Cases: *generate summaries and initial drafts; analyse and track pleadings*

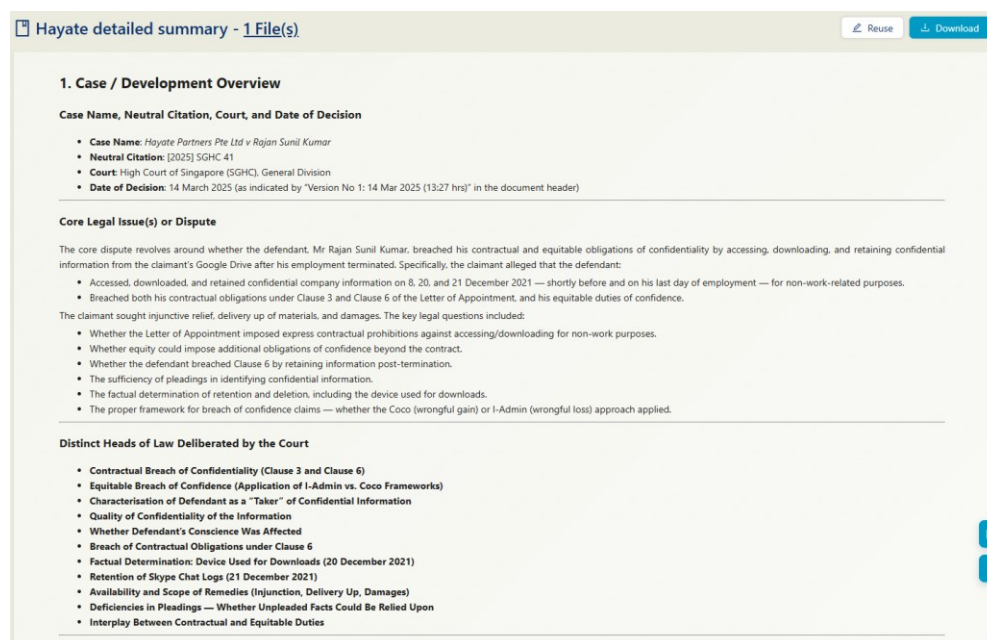
- **Generate case summaries:**

- **Prompts:** We have developed two prompts for summarising cases, one designed to generate a concise overview and the other to produce a more detailed analysis. They were initially adapted from SAL’s published prompts and subsequently refined using generative AI (including by asking A&GEL itself to suggest improvements and to identify weaknesses in the original versions).



- In our experience, the “Detailed” version of the Case Summariser is generally superior to the “Concise” version, especially when used in relation to more complex judgments. A&GEL has been instructed to base its response exclusively on information contained in the source document (i.e. the given decision), but do note that it may have some difficulty differentiating between whether a particular point is the *ratio decidendi* or *obiter dicta*.
- Depending on the issues addressed in the decision, the outputs generated by these prompts must still be reviewed and verified in the usual manner — that is, checked thoroughly for accuracy and completeness. In other words, these prompts are not “silver bullets”, but rather tools to provide an efficient starting point.
- **Use with the Guided Summary function:** A&GEL's Guided Summary function (under the “Apps” mode) provides a detailed summary of a single document guided by a prompt. Simply select the document you wish to analyse, and (optionally) provide some additional context as to any specific points you are particularly concerned with.
 - By way of example, you can upload a Singapore Court decision to the Guided Summary function and pair it with the “Case Summariser (DETAILED) v 1.1”

prompt. While there may be some variance in terms of the specific points picked up by A&GEL, this serves as a useful tool for a “quick start” to understanding a given decision. Please refer to the screenshot below for an example of a detailed summary generated by A&GEL.



- **Generate initial drafts:**

- **Defence:** We have developed a prompt, based on SAL’s published prompts, to generate a first draft of a Defence in response to a Statement of Claim filed by the counterparty. However, please note that this prompt has not yet been extensively tested. If you intend to use it, please clone and adapt the prompt as necessary, and ensure that sufficient context is incorporated.



- **Analyse pleadings:** We have prepared a number of prompts for analysing pleadings –do try them out and clone and improve them for your specific matter.
 - **Analyse a Statement of Claim:** We have prepared this prompt to analyse a Statement of Claim, instructing that the output include the following: (a) executive summary; (b) chronology of key events; (c) assessment of the sufficiency of the pleadings against the requirements in the Rules of Court 2021; (d) key legal issues and preliminary objections; (e) immediate action items; and (f) recommended next steps.

Public Litigation SOC Analysis

Statement of Claim Analysis and Chronology v1.2

Use case: Early case assessment when first receiving a Statement of Cl...

HOW TO USE: upload the SOC onto chat and fire up the prompt. The Rules of Court and Supreme Court Practice Directions 2021 are both available in "Public" folder under 'Selected Statutes' (select 'All' for...

[Copy prompt](#)

- **Analyse a Defence:** We have prepared this prompt to analyse a Defence and extract key points, including the defence strategy employed and any gaps where allegations in the Statement of Claim are not specifically addressed.

Public Litigation Draft defence

Analyse a defence to a SOC v1.0

A basic analyzer for you to start iterating your own version.

How to use: CLONE this and edit it to suit your use case. The more 'legal' content (e.g. short summary of the applicable areas of law) and 'business/commercial' context (e.g. surrounding...

[Copy prompt](#)

- **Analyse the sufficiency of pleadings:** We have prepared a prompt for analysing the sufficiency of pleadings. As this prompt was originally designed to assess the sufficiency of a Defence, please clone and adapt it to suit the specific pleading you are reviewing.

Public Litigation Draft defence

Sufficiency of Pleadings for Defence v1.0

A basic analyzer for you to start iterating your own version.

How to use: CLONE this and edit it to suit your use case. Replace the square bracketed parts with the areas of your use case. The more 'legal' content (e.g. short summary of the...

[Copy prompt](#)

- **Using REVIEW as a *Pleadings Tracker*:**

- **Parties' position taken over the dispute's lifetime – at a glance:** In Review Mode, treat each cause of action listed in the Statement of Claim as a guiding question to systematically examine and challenge the positions advanced by the parties in their pleadings and affidavits.

Specialised mode

Lim Group Fraud and Financial Misconduct Claims - 5 File(s)

+ Add Row + Add Column Inverse Show All Columns Show All Rows Reset View Drag borders to resize

Questions	Statement_of_Claim.pdf	Defence_-_OK_Lim.pdf	Reply_to_OK_Lim_Defence.pdf
Fraudulent Misrepresentation in Financing Transactions	Yes – the 1st to 3rd Defendants made false representations regarding HLT's financial accounts and financing security with intent to deceive Natixis into providing FSU and LC Financing.	The defendant denies making false representations regarding HLT's financial accounts and financing security fraudulently to induce Natixis.	The document does not address the allegation of deceit or fraudulent misrepresentation regarding HLT's financial accounts or financing security.
Inducing Breach of Contract Claims	Yes – the Lim Family induced HLT to breach the Facility Agreement and induced OTPL and vessel owners to breach the Storage and Trade BL contracts, as pleaded in [195] and [236]-[238].	Mr OK Lim denies inducing HLT or OTPL/vessel owners to breach any Facility or BL contracts.	The document does not contain any direct statement or denial regarding inducing breach of contract related to the Facility Agreement or BL contracts.
Conversion of Pledged Cargo by Lim Group	Yes – the Lim Group Companies were induced by the Lim Family to wrongfully misappropriate and deal with the Pledged Cargo, as pleaded in paragraphs [240] to [242] and related claims.	Mr OK Lim denies inducing the Lim Group Companies to wrongfully misappropriate or deal with the Pledged Cargo.	There is no mention or allegation of conversion or wrongful misappropriation of pledged cargo in the provided document.

- **Breakdown of the steps**

- **Generating the question list from Chat mode:** First, upload the Statement of Claim to your files or into Chat directly. You may consider using our suggested

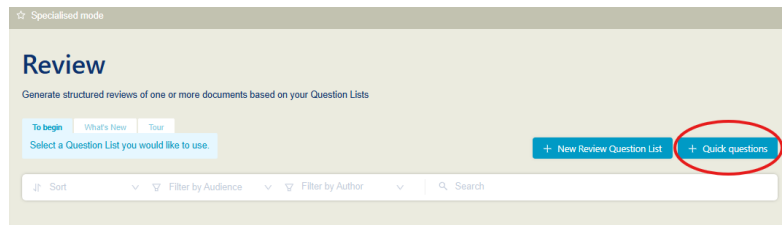
prompt below or modify it to suit the Statement of Claim more closely. A&GEL should generate a list of the causes of action.

“You are a litigation lawyer with 20 years of experience. Take a deep breath and focus.

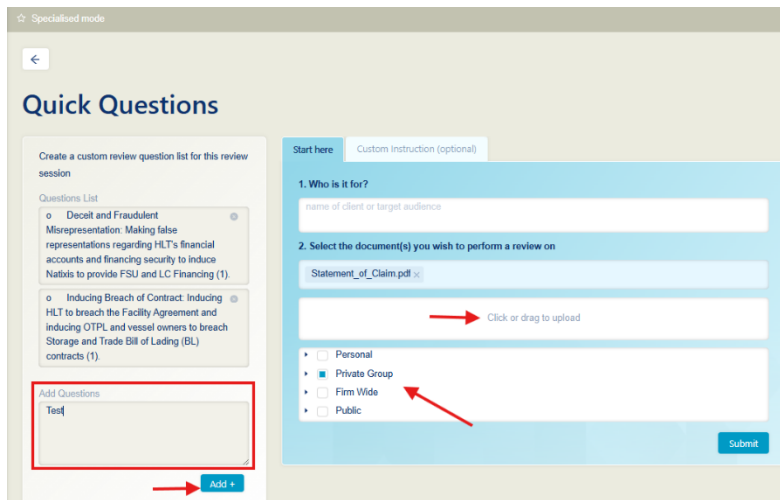
The document uploaded is a Statement of Claim. Your task is to come up with a point form summary for the Statement of Claim. Each bullet point should cover (a) one cause of action, (b) identify the defendant the cause of action is against, (c) the factual assertions which the claimant relies upon in respect of the cause of action, and (d) the remedies sought against for this cause of action. Please present every sub-point within the same bullet point and avoid using sub-level bullet points. The content of each bullet point must be extracted from this document. If there are multiple defendants, please cover the causes of action against the 1st defendant first before covering the 2nd defendant and so on.

Be comprehensive, but concise, meaning that all content directly relevant to each cause of action should be summarised and referenced. Be precise, meaning that the summaries should avoid vague wording and should be directly using the phrasing of this document.”

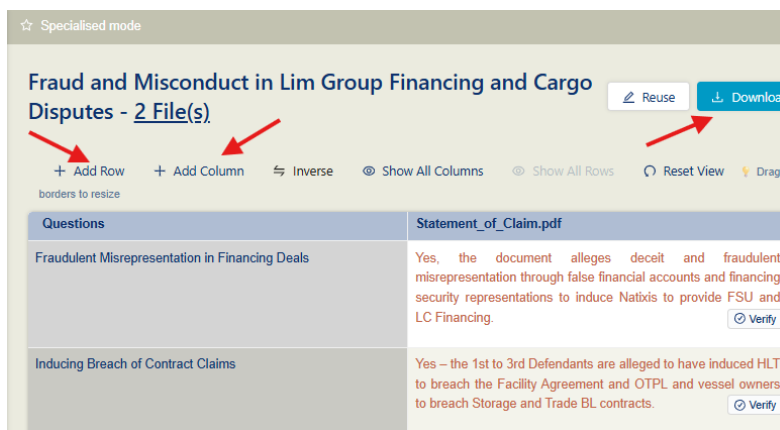
- **Use the question list on the Statement of Claim in Review:**
 - Copy the question list generated in Chat mode, switch to Review mode, and click on Quick questions (shown in screen shot below).



- After clicking on Quick Questions, paste the question list under the “Add Questions” box (shown in second screen shot below) and click “Add +”. You may either drag and drop your Statement of Claim or select the file that you previously uploaded into your A&GEL files. Then press submit and the table should appear.



- You may add more questions / causes of action / legal elements by clicking on “+ Add Row”, and add more files / pleadings / affidavits by clicking on “+ Add Column”. You may also export the table in excel format by clicking on Download.



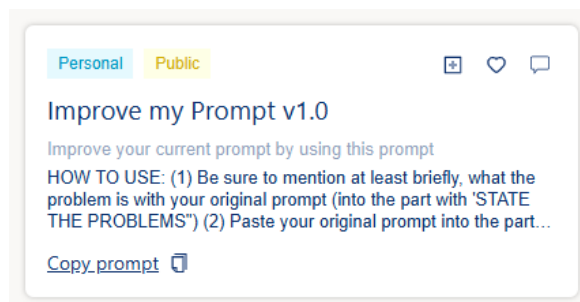
- Other document intensive use cases:** We also see the potential of using the ability of Review Mode to pose multiple questions to multiple documents for other document intensive use cases e.g., discovery, document review, reviewing voluminous affidavits.



- Please note that the prompts listed above are tailored to specific practice areas or types of documents. Please clone and adapt each prompt as needed, ensuring that relevant context is included based on your particular matter or use case.

1. Tips for prompting: *test* and *improve* your prompts

- **Test your prompt:** An effective way to gauge a prompt's effectiveness is to compare A&GEL's output against a “model answer” or reference output you have already prepared.
 - For instance, if you are developing a prompt to summarise a case, refer to a case summary you have previously prepared and are familiar with as your benchmark. Run your summary prompt and assess A&GEL’s output against your prior work.
 - If the output aligns closely with your benchmark, your prompt is likely well-developed. If it does not, identify the specific gaps and refine your prompt accordingly – for example, by adding further context (do refer to A&GEL Insider Issue 1 for further elaboration on the importance of context).
- **Improve your prompt:** Consider using the “Improve My Prompt v1.0” tool available in your prompt library to further refine your prompt.



2. FAQs & Example Use Cases

- For those of you just starting to explore A&GEL, to help you get started, the following resources are available in the **A&GEL Documentation & FAQ** folder (under Public):
 - A set of **FAQs**;
 - A **Demo of Use Cases for A&GEL’s features**;
 - A brief **Usage Guide**; and
 - **A&GEL Insider issues** (episodic how-to writeups to help users of A&GEL with the fundamentals of using A&GEL).

As always, if you encounter any issues, please use the **Report a Bug** or **Contact Us** buttons on the left bar – it’ll be sufficient if you can provide the following 3 details:

- **Timestamp** (e.g. “a chat I started at 4:31PM today”)
- **Feature in issue** (e.g. “tried uploading a file in Analysis – Deep Research, it did not load”)
- **Brief Description or screenshots**

Cheers,

A&GEL Development Team

