

A&GEL INSIDER: ISSUE 4

Live-Translation in Scribe • New Playbook Feature

1 April 2026

A&GEL DEVELOPMENT TEAM

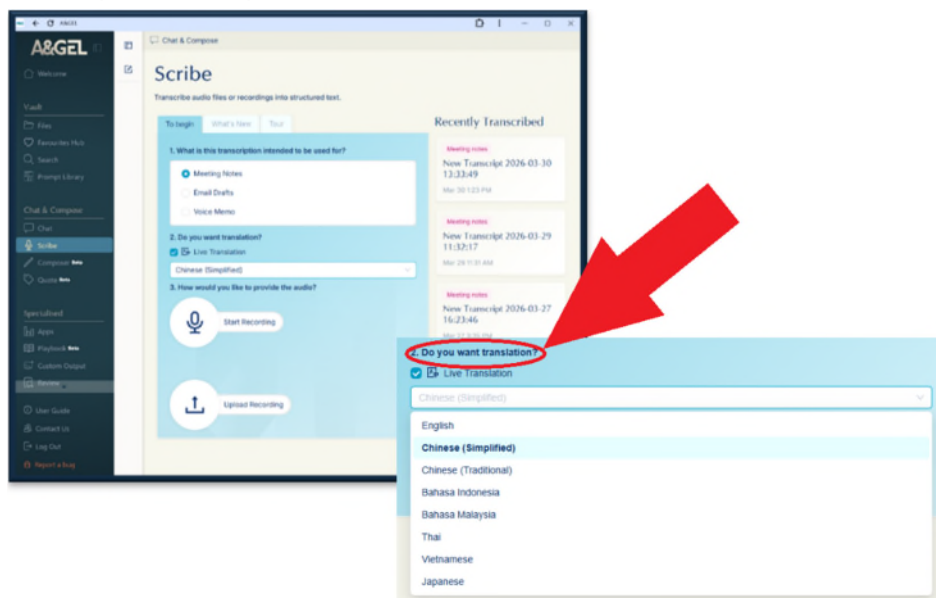


Dear Colleagues

A&GEL Insider Issue 4 – Scribe now with Live-Translation & a new heavy hitter 'Playbook' function

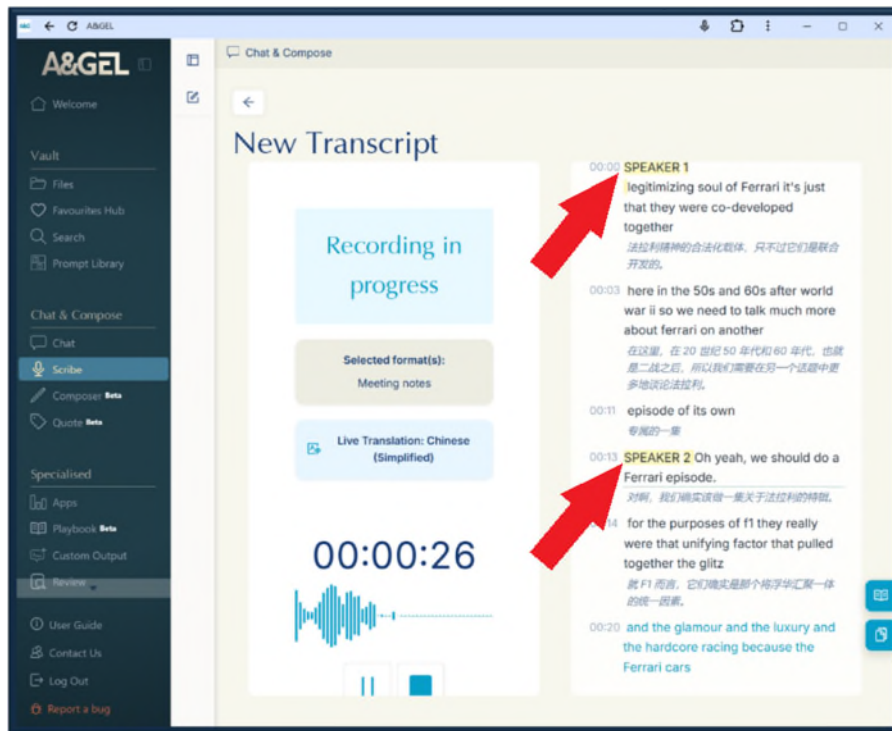
We are pleased to share some recent updates to A&GEL:

- A&GEL Scribe – Live Transcription Now Comes with Live Translation
 - *Understand calls or meetings in the language of your choice:* Enable live translation of your transcriptions for calls and meetings by checking the 'Live Translation' box and selecting a language from the drop-down menu (see below).

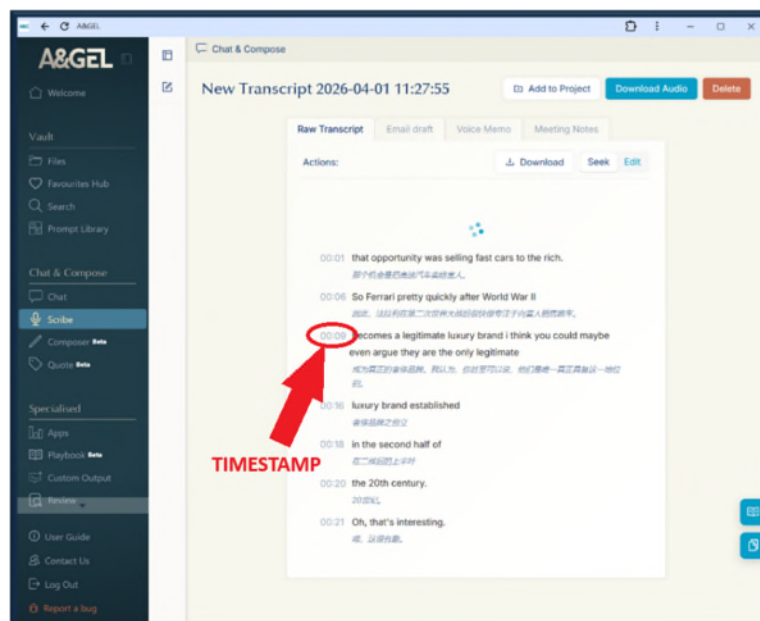


- *Here's an example of a live-translated transcription.* We can include Chinese (Simplified) translations (among other languages) under the original English language transcription, generated on the fly by A&G. Moreover, as A&G transcribes and translates, you can also type notes or amend the transcript directly; any edits you make will appear in

yellow to distinguish from A&GEL's transcription (see the arrows below).



- *Transcriptions Now Have Timestamps*
 - To assist you in annotating or adding notes to the transcription, transcriptions have helpful timestamps running along the left side of the raw transcription.
 - Once saved, your transcript will retain the translated text (as well as any edits you may have made) for ease of reference.

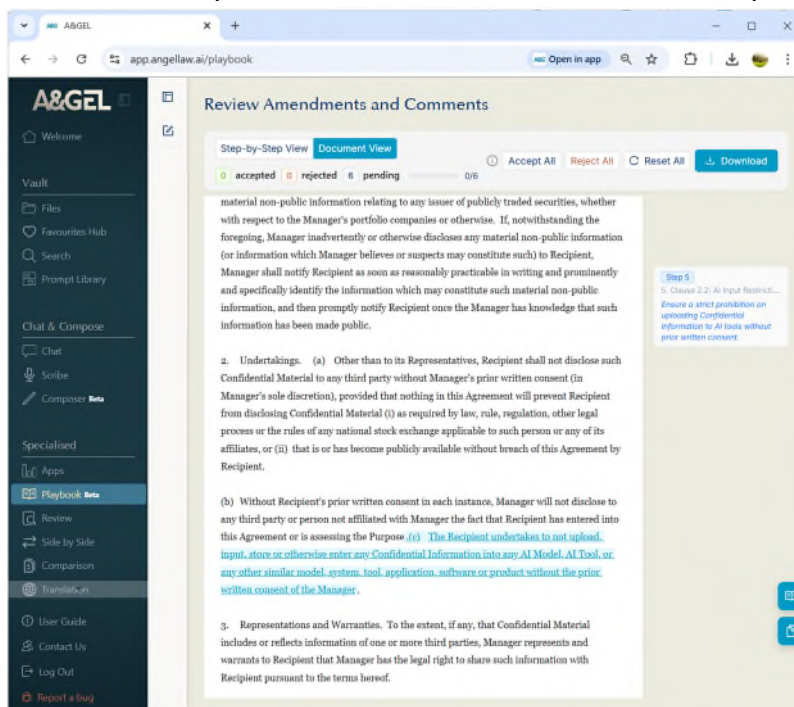


- Introducing Playbook

- We are pleased to introduce Playbook, a flagship new capability designed to streamline contract review and drafting through automated, consistent enforcement of your team's 'house position'.
- What is a "playbook"?

A playbook is a documented, structured set of guidelines that codifies how your team reviews, drafts and negotiates contracts. Rather than relying on individual memory or ad-hoc judgment, a playbook translates the collective expertise of your practice group into a standardised workflow, *which is implemented by A&GEL into a tracked changes draft*. This helps to ensure that every lawyer in your team adheres to these guidelines with these benefits:

- Consistency: Every document/contract produced aligns with your team's established standards.
 - Efficiency: Reduces manual checklists and repetitive negotiation points.
 - Risk Mitigation: Automatically flags deviations from the preferred "house position."
- What can you do with this Playbook feature?
 - Produce 1st draft edits in Word tracked changes drafts using your team's "house position" as illustrated in the screen capture below.



- Download Output: The resulting document is in Word (.docx) format and displays changes made by A&GEL in tracked changes mode. You can accept or reject individual edits in Word as per your usual editing process.
- Please verify the edits as you would any 1st draft.
- A playbook can be as simple as this 3 step playbook (basically a prompt with 3 steps):

"Your job is to do a deep scan through the document:

Step 1. Identify and correct any spelling, grammar, or syntax errors.

Step 2. Replace all instances of "Company" with "ABC Pte Lte" wherever in the document.

Step 3. Ensure the formatting is consistent and professional, including: - Headings and subheadings - Paragraph spacing and alignment - Bullet points and numbering."

In the next A&GEL Insider issue (Issue 5), we will explore (1) how to create playbooks in greater detail, and (2) how to use them within the Playbook function to obtain Word documents in tracked changes – stay tuned!

Cheers,
A&GEL Development Team